


PS-35 Series

Features

- Universal AC input / Full range (90 ~ 264Vac)
- High efficiency, low power consumption
- Output protections: SCP/OVP/OLP/OPP
- Wide operating ambient temperature (-20°C~65°C)
- All using 105°C long life electrolytic capacitors
- 100% full load burn-in test
- 3 year warranty



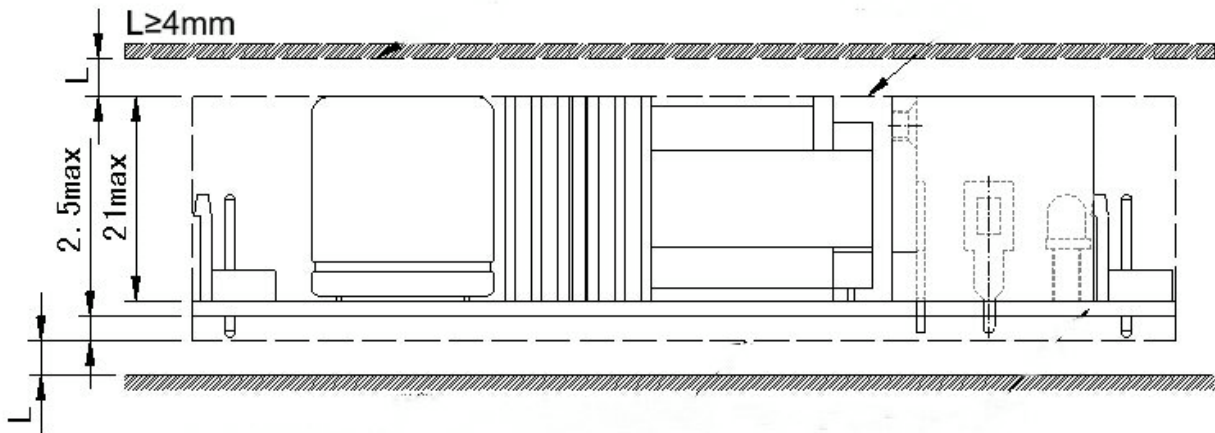
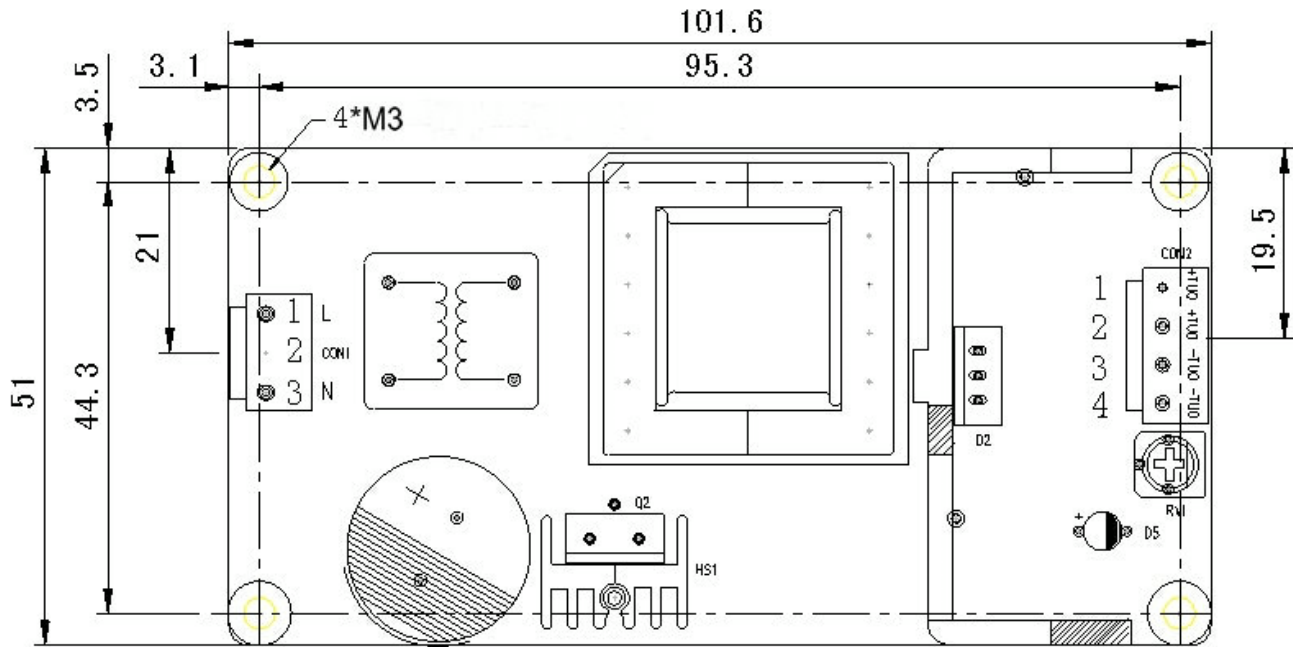
SPECIFICATIONS

MODEL		PS-35-5	PS-35-12	PS-35-24	PS-35-48	
OUTPUT	DC Output	5.0V	12.0V	24.0V	48.0V	
	Rated Current	6.0A	3.0A	1.5A	0.75A	
	Ripple and Noise (NOTE 2)	0 ~ 65°C	≤ 80mV	< 120mV	< 120mV	< 120mV
		-20°C ~ 0°C	≤ 150mV	< 200mV	< 200mV	< 200mV
	Voltage ADJ. Range	4.75 ~ 5.5V	11.4 ~ 13.2V	22.8 ~ 26.4V	45.6 ~ 52.8V	
	Voltage Accuracy	±1.0%				
	Line Regulation	±0.5%				
	Load Regulation	±1.0%				
	Set-up Time	≤ 2.0S@115Vac	≤ 1.0S@230Vac	Full load		
	Hold up Time	≥ 10mS@115Vac	≥ 20mS@230Vac	Full load		
	Temperature Coefficient	±0.03%/°C				
Overshoot and Undershoot	< 5.0%					
INPUT	Voltage Range (NOTE 3)	90Vac ~ 264Vac, 90Vac input full load				
	Frequency Range	47Hz – 63Hz				
	Efficiency (Typical)	220Vac input	≥ 78%	≥ 81%	≥ 83%	≥ 86%
	AC Current (max.)	< 1.0A				
	Inrush Current (Typical)	< 23A@115Vac	< 45A@230Vac	Cold Start		
	Leakage Current	Input to Output: ≤ 3.5mA; Input to PG: ≤ 0.25mA;				
PROTECTION	Over Load	6.3 ~ 10.8A	3.15 ~ 5.4A	1.58 ~ 2.7A	0.78 ~ 1.35A	
		Protection type: hiccup mode, auto recovery				
	Over Voltage	5.75 ~ 7.5V	13.8 ~ 16.2V	27.6 ~ 32.4V	55.2 ~ 64.8V	
		Protection type: constant voltage, auto recovery				
	Over Power	31.5 ~ 54W	37.8 ~ 64.8W	37.9 ~ 64.8W	37.4 ~ 64.8W	
Shorted Circuit	Long-term mode, auto recovery					
ENVIRONMENT	Operating amb. Temp. & Hum.	-20°C ~ 65°C; 20% ~ 90%RH	No Condensing (refer to the derating curve)			
	Storage Temp. & Hum.	-30°C ~ 85°C; 10% ~ 95%RH	No Condensing			
SAFETY & EMC (NOTE 4)	Safety Standards	UL60950-1; EN60950-1: 2006				
	Withstand Voltage	Input – Output: 3.0KVac/10mA; Output – PG: 1.5KVac/10mA; Output – PG: 0.5KVdc/10mA				
	Isolation Resistance	≥100M ohms				
	EMI Conduction & Radiation	Compliance to EN55022 Class B FCC PART15B				
	EMS Immunity	Compliance to EN61000-4-2,3,4,5,6,8,11; heavy industry level				
OTHERS	MTBF (MIL-HDBK-217F)	More than 200,000Hrs (35°C, Full load)				
	Dimension (L*W*H)	101.6 x 50.8 x 24 mm				
	Packing	60PCS/CTN, 11KGS, 0.024CBM				
	Cooling Method	Cooling by free air convection				
NOTE	1. All parameters NOT specially mentioned are measured at rated input, rated load and 25°C of ambient temperature 2. Measured at 20MHz of bandwidth by using a 12" twisted pair-wire terminated with a 0.1 uF & 10uF parallel capacitor 3. The SPS is considered a component which will be installed into final equipment. The equipment must be re-confirmed that it still meets EMC directives					

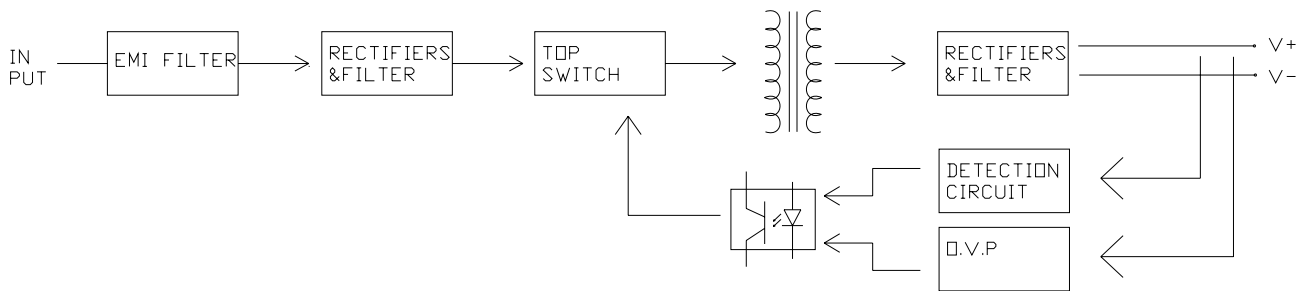
PS-35 Series

■ Mechanical Specification

Unit: mm



■ Block Diagram



PS-35 Series

■ Derating Curve

